



# REPORT ON CRIME 1973

Report for the year ended the 30 September,  
1973, Commissioner, Garda Síochána, to the  
Minister for Justice.



Garda Síochána,  
Headquarters,  
Dublin, 8.

Dublin  
Published by the Stationery Office

To be purchased from the  
Government Publications Sale Office  
G.P.O. Arcade, Dublin;  
or through any bookseller.

(Pri. No 3871)

Price 15p

Produced & printed at Garda Headquarters, Dublin, 8.

Commissioner, Garda Síochána  
to the Minister for Justice

# REPORT ON CRIME 1973

Report for the year ended the 30 September,  
1973, Commissioner, Garda Síochána, to the  
Minister for Justice.

The number of crimes reported in 1973 amounted to almost 40,000, representing an increase of 10% on the 1972 figure. The most significant increase was in the number of crimes reported in the Dublin area, which rose by 15%.

If the general public were to show more initiative in reporting crimes against staff, the level of preventable crime would be expected to decrease.

I enclose my Report on Crime for 1973.

*James J. Conboy*  
Commissioner





## REPORT ON CRIME 1973

Commissioner, Garda Síochána,  
to the Minister for Justice.

In the period 1962 - 1972 this country experienced the most rapid rise in crime on record, 15,000 to 39,000 offences in ten years, an increase of 160%.

Other countries recorded a similar trend. In Ireland, too, urban growth, industrial expansion, and an increasingly affluent society provided greater opportunities for theft.

Motor transport became available to criminals in growing numbers. They acquired their own means of transport, or hired or stole vehicles, and the increased mobility made it possible for them to operate faster, over longer distances and to carry away large quantities of stolen goods.

Throughout the community, an increasing disregard for the personal rights and property of others was also evident. It is, therefore, all the more encouraging to report an improvement in the crime figures for 1973.

In 1973, the total number of indictable offences was down 3.1% and there was an increase in detections of 4.2%.

Within this overall improvement, however, there was an increase in serious crime: offences against the person were up 25%; property offences with violence increased 1.7%.

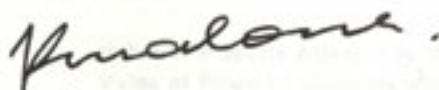
The continuing trouble in the North of Ireland makes heavy demands on manpower for border duty, reducing patrol duty in other areas. Increased protection duty is also making inroads on the manpower available for basic police duties.

At a time when police resources are under severe pressure, the ordinary citizen is presented with an opportunity to make a more significant contribution in the effort to prevent crime.

The volume of property stolen in 1973 amounted to almost £2,000,000. Housebreakings and the many less serious crimes of larceny accounted for the bulk of this considerable loss.

If the general public were to show more initiative in safeguarding their property against theft, the level of preventable crime would undoubtedly drop, and Gardai would be free to devote more time and energy in the fight against serious crime.

I enclose my Report on Crime for 1973.



Commissioner

CONTENTS

Paragraph		Page
<b>INDICTABLE OFFENCES</b>		
1.1	Indictable Offences	1
1.4	Divisional Variations	2
1.5	Dublin Metropolitan Area	3
1.8	Dublin and Provinces Compared	3
1.9	Detection of Crime	3
1.11	Patterns of Crime and Response	3
<b>OFFENCES AGAINST THE PERSON</b>		
2.1	Offences Against the Person	4
2.2	Dublin Metropolitan Area	4
2.3	Murder and Manslaughter	4
2.6	Traffic Fatalities	4
<b>OFFENCES AGAINST PROPERTY WITH VIOLENCE</b>		
3.1	Offences Against Property With Violence	5
3.2	Dublin Metropolitan Area	5
3.3	Robbery	5
3.6	Arson and Malicious Damage	6
3.7	Breaking and Entering	6
<b>OFFENCES AGAINST PROPERTY WITHOUT VIOLENCE</b>		
4.1	Offences Against Property Without Violence	7
4.2	Dublin Metropolitan Area	7
4.3	Larceny	8
<b>OTHER INDICTABLE OFFENCES</b>		
5.1	Other Indictable Offences	9
5.2	Dublin Metropolitan Area	9
5.3	Forgery	9
<b>VALUE OF PROPERTY</b>		
6.1	Value of Property Affected by Crime	10
6.2	Value of Property, Offences with Violence	10
6.3	Value of Property, Offences without Violence	10

## AGE GROUPS

7.1	Age Groups, convicted persons	11
7.2	Juveniles (under 17 years) convicted	11

## CRIME PREVENTION

8.1	Crime Prevention	12
8.2	"Good Neighbour" Scheme	12
9.1	Public Relations Office	12
9.3	The Media	12
10.1	Juvenile Liaison Scheme	12
10.4	Juvenile Liaison Scheme - Conditions	13
11.1	Radio Service	14
11.3	999 Service	14
12.1	Dog Service	14
13.1	Traffic Corps	14
14.1	Dangerous Drugs	14
14.3	Dangerous Drugs - Persons Charged	15

## NON-INDICTABLE OFFENCES

15.1	Non-Indictable Offences	16
15.3	Traffic Offences - Drink and Driving	17
15.4	Traffic Offences - Testing of Drivers	17
15.5	Traffic, other Principal Offences	18
15.6	Traffic, Fines on the Spot	19
15.7	Intoxicating Liquor Acts, Offences	20

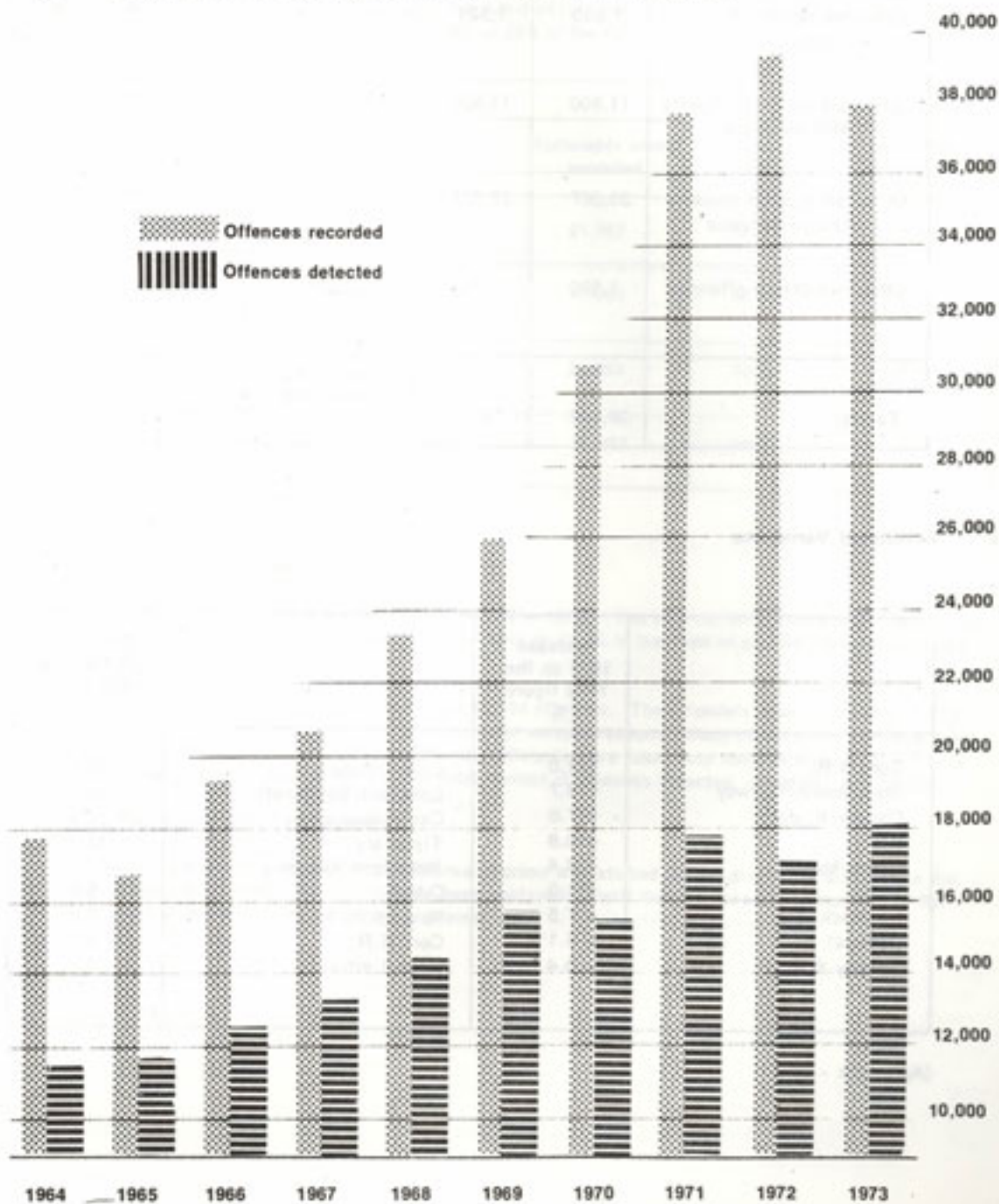
## APPENDICES

A	Indictable Offences, complete Statistical Return	22
B	Principal Categories of Crime, comparative Annual Figures	26
C	Divisional Crime Returns, Principal Categories	28
D	Index to Cases, Serious Offences	29
E	Non-Indictable Offences, complete Statistical Return	40

## Report on Crime 1973

## INDICTABLE OFFENCES

- 1.1 The number of indictable offences which came to the notice of the Garda Síochána during the year ended 30th September, 1973, was 38,022, compared with 39,237 in 1972, a decrease of 1,215 (3.1%). (Appendix - A).
- 1.2 A fall in crime was last recorded in 1965. The decrease then was 5%.





## 1.3 The figures for indictable offences are broken down in the following table :

	Recorded Offences		Increase	Decrease	Offences Detected	
	1973	1972			1973 %	1972 %
Offences against the person	1,655	1,321	+334(25.3%)		90	89.7
Offences against property with violence	11,800	11,600	+200(1.7%)		50.7	48.2
Offences against property without violence	23,567	25,568		-2,001(7.8%)	41.3	37.5
Other indictable offences	1,000	748	+252(33.7%)		90.3	86.3
<b>Totals:</b>	<b>38,022</b>	<b>39,237</b>	<b>+786(2%)</b>	<b>-2,001(5.1%)</b>	<b>47.6</b>	<b>43.4</b>

## 1.4 Divisional Variations

	Increase 1973 on the 1972 figure %		Decrease 1973 on the 1972 figure %
Cork W.R.	+21.0	Leix/Offaly	-20.6
Roscommon/Galway	+19.7	Longford/Westmeath	-17.0
Carlow/Kildare	+17.6	Cavan/Monaghan	-16.2
Kerry	+16.8	Tipperary	-12.0
Louth/Meath	+14.4	Waterford/Kilkenny	- 7.1
Mayo	+11.6	D.M.A.	- 5.6
Limerick	+ 7.5	Wexford	- 5.2
Donegal	+ 4.1	Cork E.R.	- 4.2
Galway W.R.	+ 3.4	Sligo/Leitrim	- 0.2

(Appendix - C)



**Dublin Metropolitan Area - Decrease 5.6%**

- 1.5 In the Dublin Metropolitan Area, 21,957 (57.7%) offences were recorded, a decrease of 1,297 (5.6%) offences on the figure for 1972.
- 1.6 It was possible in 1973 to increase the frequency of beats in parts of Dublin City. This resulted in a drop in the number of larcenies committed. The Crime Task Force, established in 1971 to deploy additional manpower to meet police contingencies in any area, was strengthened during the year and it also contributed to the reduction of crime in the capital.
- 1.7 The Dublin Metropolitan Area, with the sub-district of Greystones, pop. 6.160, added in March, 1973, now has a population of 829,660, or 26% of the total population of the State.
- 1.8 **Dublin and Provinces Compared**

		Indictable crime recorded	% of total	Per 1,000 population %
1973	D.M.A.	21,957	57.7	26.5
	In the rest of the State	16,065	42.3	7.5
1972	D.M.A.	23,254	59.2	28.0
	In the rest of the State	15,983	40.8	7.4

(Appendix - C)

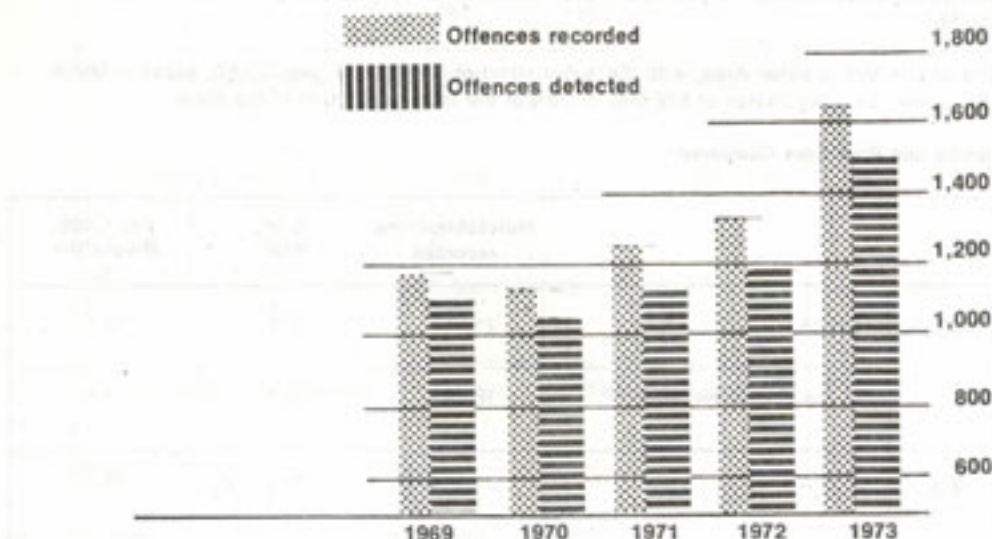
**Detection of Crime**

- 1.9 The overall detection rate was 47.6% (43.4% in 1972). The rate varied considerably; as high as 90% in the most serious categories, and down to 41.3% in the case of the less serious offences of larceny.
- 1.10 Proceedings were started in respect of 16,784 offences. The offenders were detected in 1,310 other cases but no proceedings are shown for various reasons. Many of the offenders were dealt with under the Juvenile Liaison Scheme. Offences were taken into consideration by the Courts in dealing with other charges. The total number of offences detected, therefore, was 18,094.
- 1.11 **Patterns of Crime and Response**

During the year a survey of the patterns of crime was started in four dissimilar districts in the Dublin area. When the results have been analysed, it will then be possible to consider if the police response to crime can be improved.

## OFFENCES AGAINST THE PERSON

- 2.1 The offences of murder, manslaughter and certain traffic fatalities, assault and related offences fall into this category: 1,655 offences, an increase of 25.3% on 1972, with a detection rate of 90% (89.7% in 1972).



(Paragraph 1.3 and Appendix - B).

### Dublin Metropolitan Area

- 2.2 The overall figure of 1,655 recorded offences against the person included 605 (36.6%) offences committed in the Dublin area, with a local detection rate of 82.6% (81.9% in 1972).

### Murder and Manslaughter

- 2.3 The number of murders, 21 (19 in 1972) was the highest recorded figure since 1926. There were ten offences of attempted murder, and five of threatening to murder. (Appendix - D).

- 2.4 Five undetected murders resulted from three car bomb explosions. In December, 1972, four people died, two in Dublin, and two in Belturbet, Co. Cavan; in January, 1973, the fifth person died in another bomb blast in Dublin.

- 2.5 There were six cases of manslaughter. (Appendix - D).

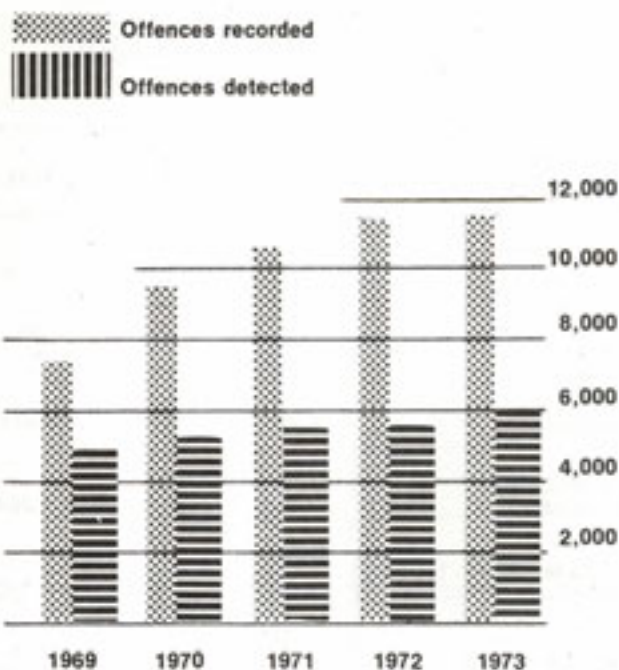
### Traffic Fatalities

- 2.6 Traffic fatalities were recorded as manslaughter in seven cases

- 2.7 The offence of dangerous driving causing death was charged against 67 persons (69 in 1972); and 37 persons (38 in 1972) were charged with dangerous driving causing serious injury.

### OFFENCES AGAINST PROPERTY WITH VIOLENCE

- 3.1 The offences of burglary, housebreaking, robbery, arson and serious malicious damage to property are included in this category: 11,800 offences, an increase of 1.7% on 1972, with a detection rate of 50.7% (48.2% in 1972).



(Paragraph 1.3 and Appendix - B).

#### Dublin Metropolitan Area

- 3.2 The overall figure of 11,800 recorded offences against property with violence included 6,348 (53.8%) offences committed in the Dublin area, with a local detection rate of 53.8% (49.7% in 1972).

#### Robbery

- 3.3 The number of robberies recorded was high at 619, one more than in 1972. Criminal proceedings were taken in 350 cases, a detection rate of 56.5%, (48.2% in 1972).
- 3.4 The increase in this offence in recent years (in 1968 there were 101 such cases) may be attributed to some extent to the trouble in the North of Ireland and its influence on criminal behaviour here.
- 3.5 The number of armed robberies was down: 123 cases (132 in 1972); and for these offences there was a rise in the detection rate, 42.3% (27.3% in 1972). Some of these offences were probably generated by the trouble in the North of Ireland.

(Appendix - D)

**Arson and Malicious Damage**

3.6 There were 526 cases of malicious damage, and 308 (58.6%) cases were detected. The total figure included 170 offences of arson. - In 1972, out of a total of 497 cases, 204 were offences of arson.

3.7 **Breaking and Entering**

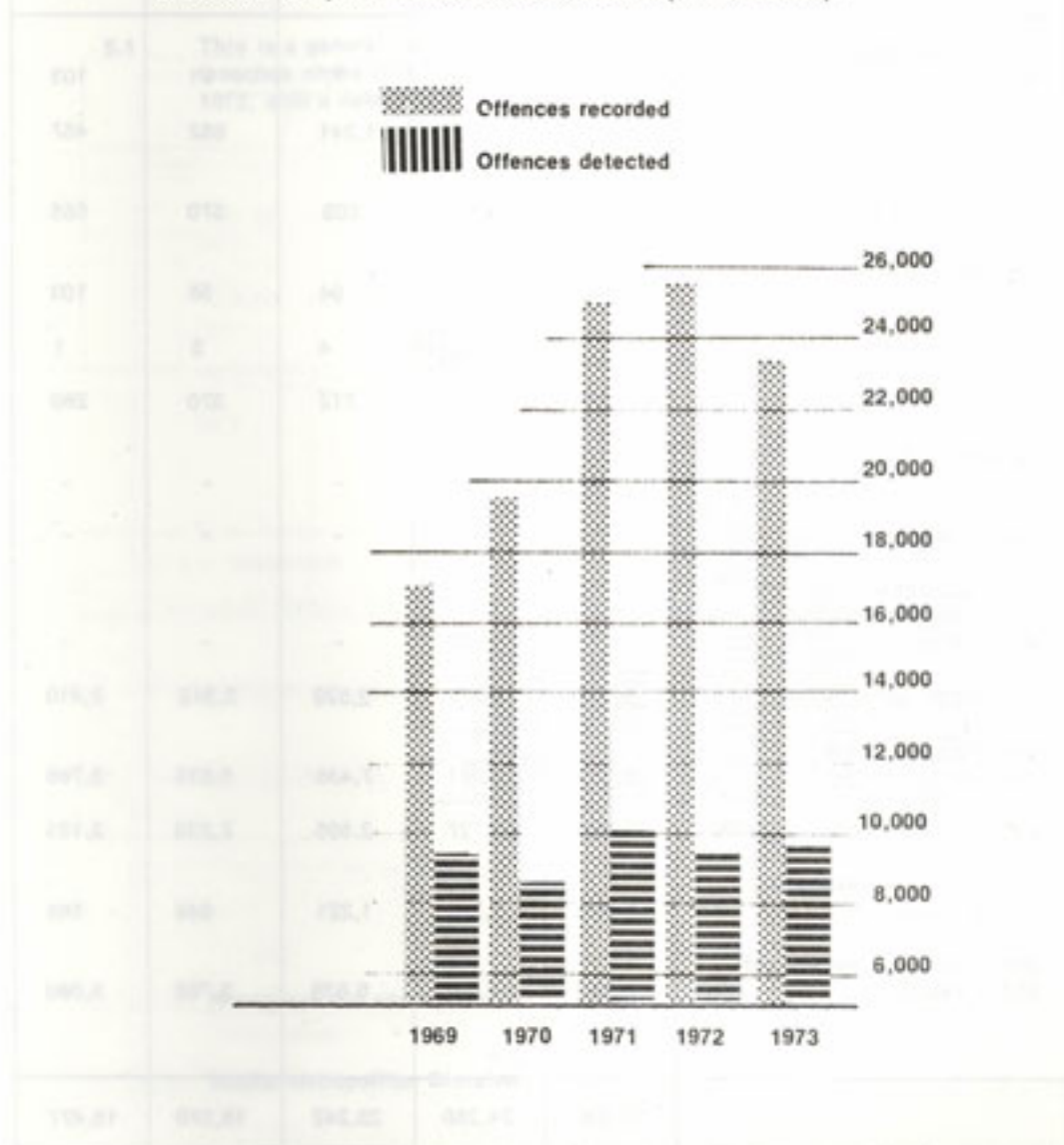
Offences of breaking and entering premises	1973	1972	1971	1970	1969
Sacrilege	51	86	60	71	38
Burglary	504	489	451	425	286
Housebreaking (Dwellinghouses)	4,229	3,831	3,641	3,001	2,493
Breaking into shops, warehouses, etc.	4,846	5,047	4,794	4,536	3,534
Attempts to break into houses, shops, warehouses, etc.	219	227	182	235	188
Entering with intent to commit felony	763	758	802	725	587
Possession of housebreaking tools	32	29	41	49	66
	10,644 *	10,467	9,971	9,042	7,192

\* Offences detected, 5,315, 49.9%. (In 1972, the detection rate was 48.5%).



## OFFENCES AGAINST PROPERTY WITHOUT VIOLENCE

4.1 Larcenies and frauds of various kinds fall into this category: 23,567 offences, a decrease of 7.8% on 1972, with a detection rate of 41.3% (37.5% in 1972).



(Paragraph 1.3 and Appendix - B).

#### Dublin Metropolitan Area

4.2 The overall figure of 23,567 recorded offences against property without violence included 14,504 (61.5%) offences committed in the Dublin area, with a local detection rate of 30.9% (25.4% in 1972).

## 4.3 Larceny

	1973	1972	1971	1970	1969
Larceny of horses, cattle and sheep	201	134	77	61	103
Larceny from the person	1,356	1,517	1,341	682	457
Larceny in house to value of £5 or with menaces	581	596	603	570	555
Larceny from dwellinghouse by employees	44	34	94	56	103
Larceny of explosives	2	5	4	5	1
Larceny of motor cars*	293	322	712	370	289
Larceny of motor cycles* and scooters, etc.	254	438	-	-	-
Larceny of motor lorries*	13	12	-	-	-
Larceny of other* mechanically propelled vehicles	20	20	-	-	-
Larceny of pedal cycles	2,028	2,271	2,520	2,345	2,410
Larceny from unattended vehicles	6,698	8,281	7,436	5,619	3,766
Larceny from shops and stalls	2,798	2,727	2,595	2,230	2,125
Other larcenies (exceeding £50 in value)	1,568	1,326	1,221	849	588
Other larcenies (not exceeding £50 in value)	6,350	6,597	6,639	5,783	5,080
	22,206	24,280	23,242	18,570	15,477

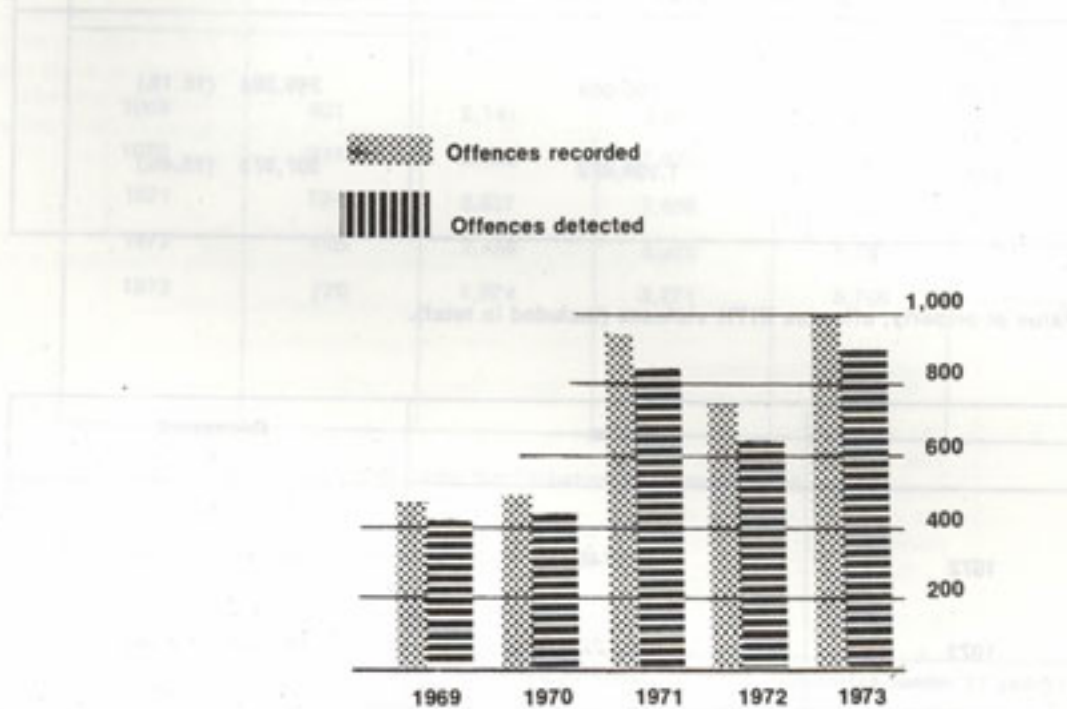
\* Up to 1972, thefts of motor vehicles were recorded as one figure.

4.4 The large number of larcenies from unattended vehicles (6,698) was down 1,583 (19.1%) on the previous year.

4.5 Theft of motor vehicles (580) were down 212 (26.8%) on the previous year. Pedal bicycles thefts (2,028) were down 243 (10.7%).

## OTHER INDICTABLE OFFENCES

- 5.1 This is a general category and includes the offences of forgery, perjury, public indecency and breaches of the Offences Against the State Act, 1939: 1,000 offences, an increase of 33.7% on 1972, with a detection rate of 90.3% (86.4% in 1972).



(Paragraph 1.3 and Appendix - B).

## Dublin Metropolitan Division

- 5.2 The overall figure of 1,000 such recorded offences included 500 (50%) committed in the Dublin area, with a local detection rate of 93% (90.2% in 1972).

## Forgery

- 5.3 In this general category, offences of forgery, 738 (73.8%) cases made up the bulk of the total recorded figure.

VALUE OF PROPERTY AFFECTED BY CRIME

6.1 Value of all property

	Stolen £	Recovered £
1972	1,796,069	289,384 (16.1%)
1973	1,998,872	307,873 (15.4%)

6.2 Value of property, offences WITH violence (included in total).

	Stolen £	Recovered £
1972	823,746	125,896 (15.2%)
1973	1,016,727	137,002 (13.4%)

6.3 Value of property, offences WITHOUT violence (included in total).

	Stolen £	Recovered £
1972	972,323	163,488 (16.8%)
1973	982,145	170,871 (17.4%)



## AGE GROUPS, CONVICTED PERSONS

## 7.1 Age groups all convicted persons \*

	Under 14 years	14-17 years	17-21 years	Over 21 years	Convicted persons, total
1969	901	2,141	3,065	4,443	10,550
1970	811	2,060	2,873	4,462	10,206
1971	724	2,027	3,059	5,386	11,196
1972	705	2,458	3,370	5,767	12,301
1973	770	1,974	3,271	5,703	11,718

\* Including persons dealt with under the Probation of Offenders Act.

## 7.2 Juveniles (under 17 years) convicted

	Convicted persons total	Juveniles (under 17 years) convicted
1969	10,550	3,042 (29%)
1970	10,206	2,871 (28%)
1971	11,196	2,751 (24%)
1972	12,301	3,163 (25.7%)
1973	11,718*	2,744 (23.4%)

\*Not included, 1,444 juveniles who were cautioned under the Juvenile Liaison Scheme for their part in minor crimes.

**CRIME PREVENTION****Special Services****8.1 Crime Prevention Unit**

The Garda Crime Prevention Office (F-Block, Ship Street, Dublin) provides a specialist service in crime prevention techniques. Members of the Unit are available to give security advice to householders and the owners of business premises. They avail themselves of every opportunity to inform citizens of the simple precautions that can be taken to protect their property. Advice is given to people in business, to club members and other groups, at the Garda stand at exhibitions and through the medium of the press, radio and television.

- 8.2** A "Good Neighbour" scheme introduced in the Dublin area during the year aims to involve people in looking after each other's property during absence from home or business and has made a promising start.

**Public Relations Office**

- 9.1** The demand for the service offered by the Public Relations Office increased during the year, with a steady stream of enquiries from the media for information on current crime and material for feature articles, including photographs, projecting the work of the Force. The members of the unit co-operated with organisations involved in social endeavour, including community and youth care, giving lectures and participating in group discussion.

- 9.2** Members of the public relations unit have been especially active in the field of career counselling and towards that end have prepared literature to assist students with projects to prepare on the work of the Force, and have also taken part in career exhibitions at many centres in the country.

**The Media**

- 9.3** The Force greatly appreciates the support and wholehearted co-operation which, at all times, it received from newspapermen and radio and television people.

**Juvenile Liaison Scheme**

- 10.1** Members assigned to duties under the Juvenile Liaison Scheme as well as members of the Force generally are encouraged to become involved in the activities of youth clubs.

- 10.2** Members operating the Scheme continue to discharge their important functions in guiding delinquent young people away from crime and potentially criminal activities.

- 10.3 Since the inception of the Juvenile Liaison Scheme in 1963, almost 8,000 juveniles have been cautioned and supervised by the Gardai, and of these only 1,043 (13%) subsequently became involved in crime.

		Dublin Metropolitan Area	All other Divisions	Total
Juveniles admitted to the Scheme since its inception in 1963.	Boys	4,577	2,216	6,793
	Girls	770	402	1,172
	Total	5,347	2,618	7,965
Visits to delinquents' homes		74,867	39,033	113,900
Cases closed, subject 17 years of age		2,733	1,239	3,972
Cases closed, supervision withdrawn after 2 years		1,230	286	1,516
Recidivists		698	345	1,043
Visits to Boys' Clubs		7,338	9,808	17,146
Lectures and Meetings		2,139	3,511	5,650

- 10.4 A child or young person who becomes involved in crime (housebreaking, larceny and the like) may be dealt with under the Scheme as an alternative to court proceedings. Account is taken of the degree of temptation and any other aggravating or mitigating circumstances, and a caution may be given provided,

- (a) the offence is a minor one and is admitted;
- (b) the offender is under 17 years of age and has not previously come under the notice of the gardai;
- (c) the parents or guardians agree to accept the help and advice of the gardai;
- (d) the injured party does not object to the procedure of caution rather than prosecution.

- 10.5 In 1973, an analytic study of the Juvenile Liaison Scheme was started with a view to further development and expansion.

#### Radio Service

- 11.1 The Garda radio service is now operating in all divisions.
- 11.2 The personal radio has proved its worth and is now firmly established as vital to effective policing. It is aimed to provide a personal radio network for every station, so that eventually, every district officer will be able to talk to any member on duty in his district.

#### The 999 Emergency Service

- 11.3 In 1973 the Information Room at Dublin Castle received 105,492 emergency 999 telephone calls. The information rooms received, at Cork, 6,506 calls, and at Limerick, 2,110 such calls.

#### Dog Service

- 12.1 The members of the force in the Dog Unit provide a useful service in the pursuit of offenders, and are also called to the aid of members searching for stolen property in difficult situations when a dog can be efficiently employed. Five Alsatian dogs are used in this work.
- 12.2 The unit continued to receive requests for displays at shows and exhibitions but as in 1972 these had to be refused because of the demands of police operations.

#### Traffic Corps

- 13.1 A Traffic Corps was established in 1973, aimed at improving the behaviour of road users and so reducing accidents and saving lives.
- 13.2 The Corps will eventually have a membership of 300 on full-time road traffic duties, with units in each division operating in specially marked cars equipped with modern aids.
- 13.3 Units have been set up in eleven divisions and others will have become operational in the remaining divisions by the end of 1974. In addition, existing small traffic units in Dublin will be expanded.

#### Dangerous Drugs

- 14.1 It is the duty of every member of the Garda Síochána to enforce the law relating to dangerous drugs. Members of the Force are informed as a matter of routine on the problem of the abuse of drugs.
- 14.2 During the year, selected members stationed in the provinces were attached to the Drugs Unit based in Dublin for courses in prevention/detection techniques. It is hoped in this way to improve the quality of the service throughout the State.



Garda Division	Persons charged	Nationality of persons charged	Persons charged	Type of Drug	Persons charged
Carlow/Kildare	4	Irish	244	Cannabis	184
Cavan/Monaghan	4	British/ Northern Ireland	15	L.S.D.	19
Cork E.R.	1			Tuinal	9
Cork W.R.	10	American	7	Palfium	9
D.M.A.	212	West African	2	Mandrax	4
Galway	12	French	1	Marijuana	3
Longford/Westmeath	1	German	1	Dextromoramide	3
Louth/Meath	11			Quinalbarbital	3
Mayo	6			Indian Hemp	2
Sligo/Leitrim	4			Dipiponone	2
Waterford/Kilkenny	4			Dilaudid	2
Wexford	1			Barbiturates	2
				Heroin	2
				Omnopon	1
				Amphetamine	1
				Pethidine	1
				Diconal	1
				L.S.D./Cannabis	7
				Tuinal/Cannabis	5
				Pethidine/Methadine	2
				Cannabis/Tuinal/ Palfium	2
				L.S.D./Cannabis/ Dilaudid	2
				Cannabis/Mandrax/ L.S.D./Amphetamine	1
				L.S.D./Cocaine	1
				Palfium/Heroin	1
				Palfium/Amphetamine	1
	270		270		270

14.3 Dangerous Drugs - Persons Charged

## NON-INDICTABLE OFFENCES

- 15.1 The less serious non-indictable offences outnumbered indictable crimes by almost five to one. (Appendix - E).

	Persons prosecuted	Persons convicted
1969	178,186	130,506 (73%)
1970	169,581	125,153 (74%)
1971	198,157	152,381 (77%)
1972	190,152	143,884 (75.6%)
1973	240,242	175,572 (73.1%)

- 15.2 Principal Non-Indictable Offences

	Number of persons prosecuted				
	1973	1972	1971	1970	1969
Assaults	5125	3957	3517	2911	2941
Unlicensed Dogs	1790	830	1322	1780	3311
School Attendance Act	1132	1141	1561	1671	1830
Highway Acts (Roads Act and Finance Act, Road Transport Acts, Road Traffic Acts).	208,744	163,356	172,668	146,404	153,653
Intoxicating Liquor Acts	12,182	9345	8284	7208	7521
Malicious Damage	1797	1736	1709	1444	1290
Drug Offences	270	201	113	67	69

## 15.3 Traffic Offences - Drink and Driving

	Persons Convicted  Total number	AGE			
		17 and under 21		21 and over	
		Male	Female	Male	Female
Driving or attempting to drive M.P.V. while drunk or with a blood alcohol concentration above the prescribed limit.	1838	62	1	1755	20
Being in charge of M.P.V. while drunk or with a blood alcohol concentration above the prescribed limit.	166	6	-	157	3
Refusing to provide, or permit blood/Urine specimen at Garda Stations.	129	6	-	121	2
Refusing to provide preliminary specimen of breath.	106	5	-	100	1

## 15.4 Traffic Offences - Drink and Driving - Testing of Drivers

<b>Breath Tests</b>	<b>1973</b>	<b>1972</b>
(a) Total number of persons breath tested.	4453	3346
(b) Breath test positive	2296	1927
(c) Breath test negative	2157	1419
(d) Breath test refused	190	102
<b>Blood/Urine Tests</b>		
(a) Blood specimen given	2072	1737
(b) Urine specimen given	340	254
(c) Specimen refused	193	113
<b>Arrests</b>		
(a) For refusing breath tests (Sec. 28 (3) R.T.A., 1968).	188	95
(b) Arrest without breath test (Sects. 49.50 R.T.A. 1961).	1711	1092
<b>Total arrests</b>	<b>1899</b>	<b>1187</b>
<b>Analysis of Specimens</b>		
(a) Under 125 milligrams	340	186
(b) Over 125 milligrams	1976	1781
(c) Specimen still to be analysed at end of year	85	7
(d) Insufficient or spoiled, etc.	11	17
<b>Total analysis etc.</b>	<b>2412</b>	<b>1991</b>

## 15.5 Other principal Traffic Offences

Offences	Persons prosecuted				
	1973	1972	1971	1970	1969
Lighting Offences - Pedal Cycles	1,931	2,398	3,772	5,073	8,387
Lighting Offences - M.P.V.S.	14,060	11,860	16,202	16,243	21,755
Lighting Offences - Horse Drawn Vehicles	53	83	233	148	152
Obstruction	3,294	2,829	3,514	3,359	4,640
General Bye-Laws for control of Traffic	3,863	3,488	3,557	7,211	5,650
Local Bye-Laws	66,366	51,271	53,832	39,049	30,434
Dangerous and Careless Driving	7,707	7,027	6,785	6,154	6,735
Compulsory Insurance Offences	18,000	12,791	12,013	8,849	7,701
Licences - Driving	16,489	12,563	12,163	10,305	10,472
Dangerous Parking	373	340	405	459	782
Driving dangerously defective M.P.V.	130	105	645	371	526
Unauthorised taking M.P.V.	1,685	2,028	1,625	1,459	-

Exceeding Speed Limit					
Built-up area	12,820	8,670	12,738	9,008	12,340
Special	1,550	951	1,252	1,188	996
Ordinary	639	176	232	417	1,011
General	2,240	473	563	165	59

Construction Equipment and use of Vehicles Regulations, 1963					
Defective Tyres	5,597	4,474	5,371	-	-
Defective Steering	66	66	157	-	-
Defective Brakes	1,115	929	1,374	-	-
Other Offences	5,421	3,742	4,566	-	-



	Dublin Metropolitan Area		Cork		Limerick		Waterford		Galway		Tralee		Killarney		Athlone	
	1973	1972	1973	1972	1973	1972	1973	1972	1973	1972	1973	1972	1973	1972	1973	1972
Gardaí	30,930	14,377	8,881	6,013	225	1,407	1,064	653	3,336	3,234	281	277	708	305	422	223
Wardens	211,908	153,201	14,595	15,269	8,369	2,882	-	-	-	-	670	687	1,032	1,088	655	609
<b>Total :</b>	242,838	167,578	23,476	21,302	8,594	4,289	1,064	653	3,336	3,234	951	964	1,740	1,393	1,077	832
Fines paid	86,321	64,698	12,584	11,480	6,374	2,463	777	455	1,978	1,925	815	695	981	671	601	556
Court Proceedings	38,993	31,147	1,029	1,003	352	150	47	30	236	141	10	7	41	5	140	99
Notices cancelled	37,809	29,517	1,896	1,670	689	51	219	36	935	820	80	31	331	91	336	95
Court Proceedings pending	77,795	41,036	7,965	7,149	1,179	1,625	21	132	187	348	46	231	383	624	-	82
Spoiled notices	1,920	1,180	-	-	-	-	-	-	-	-	-	-	4	2	-	-

## Offences, Intoxicating Liquor Acts

15.7

	Number of persons prosecuted				
	1973	1972	1971	1970	1969
Being on licensed premises during prohibited hours.	5,966	4,891	3,926	3,435	3,446
Offences by licensed persons (or their servants) against closing regulations.	1,043	691	673	640	628
Other offences by licensed persons (or their servants).	54	31	79	40	61
Offences in connection with registered clubs.	18	16	26	15	22
Drunkenness simple	2,055	1,444	1,394	1,206	1,436
Drunkenness with aggravation	2,413	1,859	1,945	1,647	1,697
Supplying or selling drink to persons under 18 years.	40	43	-	-	-
Other offences against Intoxicating Liquor Laws.	593	370	241	225	231

## APPENDICES

	Page
A Indictable Offences : Complete statistical return	22
B Principal categories of crime - comparative annual figures	26
C Divisional Crime returns, principal categories	28
D Particulars of cases, serious offences	29
E Non-Indictable Offences	40

INDICTABLE OFFENCES WHICH BECAME KNOWN TO THE GARDA DURING THE YEAR ENDED 30TH SEPTEMBER, 1973

NATURE OF OFFENCES (1)	Number of Offences Reported or Known (2)	Number of Offences in which Criminal Proceedings were		RESULT OF PROCEEDINGS IN CASES												Number (by Sex and Age Groups) of Persons Convicted or against whom the Charge was held proved and Order made without Conviction.											
		Commenced (3a)	Shown Pending in Previous Returns (3b)	Informations refused (4)	Dealt with on Indictment and					Committed for Trial and still awaiting Trial (10)	Dealt with Summarily and					Still Pending in District Court (16)	Cases for which the perpetrators were detected but for which no proceedings are shown (17)	Under 14 Years (18)		14 to 17 Years (19)		17 to 21 Years (20)		Above 21 Years (21)		Total (22)	
					Convicted (5)	Acquitted (6)	Found Insane and Incapable of Pleading (7)	Note Prosequi entered (8)	Adjourned Sine Die or Otherwise disposed of. (9)		Convicted (11)	Dismissed (12)	Charge proved and order made without conviction (13)	Charge Withdrawn (14)	Adjourned Sine Die or Otherwise disposed of (15)			M.	F.	M.	F.	M.	F.	M.	F.		
		(3a)	(3b)	(4)	(5)	(6)	(7)	(8)	(9)	(10)	(11)	(12)	(13)	(14)	(15)	(16)	(17)	M.	F.	M.	F.	M.	F.	M.	F.	(22)	
<b>GROUP I.—OFFENCES AGAINST THE PERSON</b>																											
(a) Murder (of Persons aged above one year)	21	15	6		4	4	1			5					7	1									5	6	
1. (b) Ditto (of infants aged one year and under)																											
(c) Infanticide	2	1																							1	1	
2. Attempt to Murder	10	5				1				4																	
3. Threats, Conspiracy, or Incitement to Murder	5	1																							1	1	
4. Manslaughter (other than Traffic Fatalities)	6	6	7		8	3				2														1	5	7	
(a) Manslaughter (Traffic Fatalities)	7	3	9			1		1		9															1	1	
5. (b) Dangerous Driving Causing Death	67	67	33		7	17	23		2	31	2	1		3	2	12								3	16	19	
(c) Ditto Causing serious bodily harm	38	37	28		4	13	5			25	3	6				9								1	15	17	
6. (a) Wounding and other Acts endangering Life (Felonies)	57	52	27		1	18	2		2	11	24	2	1	1	3	13	1							6	15	33	54
(b) Ditto—Gáirial on duty	6	6	1		1	1				1	3					1									4	4	
7. (a) Assault, Wounding and other like Offences (Misdemeanours)	747	673	100		18	3		1	3	20	487	64	37	6	11	123	4	6	1	48	185	9	354	7	610		
(b) Ditto—Gáirial on duty	323	319	32		18	2				16	230	13	21	1	6	42	1			15	1	78	6	219	11	331	
8. Possession of Firearms with intent to endanger life	62	57	18		22	12		4		14	7	6			1	9	1							8	37	45	
9. Endangering Railway Passengers	2	1									1														1	5	
10. Intimidation and Molestation	1		1								1														1	1	
11. Intimidation by Threatening Letters, Notices, etc.	7	1	1		1						1														1	1	
12. Cruelty to or Neglect of Children (on Indictment)	2	2									2														2	2	
13. Abandoning Children under two years	3	2									1		1												1	2	3
14. Procuring Abortion																											
15. Concealment of Birth	6	1	1												1	1	2										
16. Unnatural Offences and Attempts	56	45	16		5	1		2		6	15	7	8	3	1	10	2							2	8	16	26
17. Rape	42	37	11		1	9	1	3		7	5	3	1	4	1	13	1							1	6	6	13
18. Indecent Assaults on Females	134	94	21		4	1				2	56	14	5	2	4	27	7	3		7	13				42	65	
19. Defilement of Girls under 15 years	13	10	8		3					2	4	1		2	1	5									1	6	7
20. Defilement of Girls between 15 and 17 years	30	24	7		1	2				3	16		1	2	1	5									4	10	14
21. Incest	3	3	3			1			1	1						2											
22. Procreation																											
23. Abduction	5	5			1								2	1											3	3	
24. Bigamy																											
<b>TOTAL (GROUP I)</b>	<b>1,655</b>	<b>1,467</b>	<b>330</b>	<b>14</b>	<b>144</b>	<b>61</b>	<b>1</b>	<b>15</b>	<b>5</b>	<b>150</b>	<b>663</b>	<b>119</b>	<b>76</b>	<b>24</b>	<b>35</b>	<b>261</b>	<b>23</b>	<b>16</b>	<b>1</b>	<b>81</b>	<b>1</b>	<b>322</b>	<b>15</b>	<b>760</b>	<b>22</b>	<b>1,238</b>	



GROUP II.—OFFENCES AGAINST PROPERTY, WITH VIOLENCE																										
25. Sacrilege .. .. .	51	28	4		4						16	1	5			6	3	7	7	6	10	30				
26. Burglary .. .. .	504	277	60	1	20	2		1	4	15	196	6	28	2	2	60	9	2	30	65	1	101	192			
27. Housebreaking (Dwelling Houses) .. .. .	4,229	1,831	379	4	113	13		2	1	105	1,223	92	231	2	32	385	133	106	4	164	7	251	18	362	23	937
28. Breaking into Shops, Warehouses, &c. .. .. .	4,646	2,124	382		95	8		3	4	63	1,453	105	298	4	50	423	187	176	4	320	9	436	7	490	10	1,507
29. Attempts to break into Houses, Shops, Warehouses, &c. .. .. .	219	150	21		2	2				7	102	24	15	1	4	23	3	6	18		40	47				120
30. Entering with intent to commit Felony (Larceny Act, 1916, Sec. 27) .. .. .	763	514	75		20	1				12	333	42	57	1	9	115	15	45	4	89	5	92	2	118	7	362
31. Possession of Housebreaking Tools, &c. .. .. .	32	32	3			1					21	8	3			2				9	13		10			32
32. Robbery with Arms .. .. .	123	48	20	3	28	6			1	17	6	1	1			5	4			5		20	36			61
33. Robbery and Assaults with intent to Rob .. .. .	496	289	48	2	32	6		1		14	174	31	24		4	49	9	23	1	75	14	88	2	99	4	306
34. Demand or Robbery of Arms .. .. .	2	1			1																	3				3
35. Assaulting Dwelling-houses (by firing shots into them or by use of Explosives) .. .. .	9	3	1		2						1					1							3			3
36. Threatening to Publish or Publishing with intent to Extort .. .. .																										
37. Arson .. .. .	170	76	29		22	4		1		11	25	3	14	2	1	22	10	4		22	8	1	23			50
38. Killing and Maiming Cattle .. .. .	2																									
39. Malicious Use, Manufacture, or Possession of Explosives .. .. .	65	38	11		21	7		1		8	3	1			1	7				3	1	13		24	1	42
40. Other Malicious Injuries to Property .. .. .	289	170	58		3					11	110	12	10		8	34	14	1	1	35	4	61		77	2	181
TOTAL (GROUP II.)	11,800	5,520	1,051	10	363	50		9	10	263	3,663	328	686	12	117	1,132	367	352	14	850	40	1,101	31	1,430	47	3,641

## INDICTABLE OFFENCES WHICH BECAME KNOWN TO THE GARDA DURING THE YEAR ENDED 30TH SEPTEMBER, 1973

NATURE OF OFFENCES  (1)	Number of Offences Reported or known  (2)	Number of Offences in which Criminal Proceedings were		RESULT OF PROCEEDINGS IN CASES											Still Pending in District Court  (16)	Cases for which the perpetrators were detected, but for which no proceedings are shown.  (17)	Number (by Sex and Age Groups) of Persons Convicted or against whom the Charge was held proved and Order made without Conviction.									
				Commenced  (3a)	Shown Pending in Previous Return  (3b)	Informations refused  (4)	Dealt with on Indictment and					Dealt with Summarily and					(18) Under 14 Years	(19) 14 to 17 Years	(20) 17 to 21 Years	(21) Above 21 Years	(22) Total					
							Convicted  (5)	Acquitted  (6)	Fined Examine and Incapable of Pleading  (7)	Not Pleased entered  (8)	Adjourned Sine Die or Otherwise disposed of  (9)	Committed for Trial and still awaiting Trial  (10)	Convicted  (11)	Dismissed  (12)								Charge proved and order made without conviction  (13)	Charge Withdrawn  (14)	Adjourned Sine Die or Otherwise disposed of  (15)	M.	F.
GROUP III.—OFFENCES AGAINST PROPERTY WITHOUT VIOLENCE																										
41. Larceny of Horses, Cattle and Sheep .. .. .	201	86	14		33			1		7	44	3	5	1		6			2	4	44		50			
42. Larceny from the Person .. .. .	1,356	310	33		7					9	227	26	39		12	21	7	16	7	76	15	53	17	45	10	241
43. Larceny in House to value of £5, or with menaces	581	190	32	1	3	1				2	112	18	40	1	9	35	22	18	5	12	2	32	7	56	5	137
44. Larceny from Dwelling-houses by Employees ..	44	31	4		2						12		10		1	10	6	1	2	2	5	4	6	3	23	
45. Larceny of Explosives .. .. .	2	2			1											1					1		2		3	
46. Larceny of motor cars .. .. .	293	93	46	1	15	1		3		16	57	3	6		4	35	1			4	29		48		81	
47. Larceny of motor cycles, scooters etc. .. .. .	254	57	13						1		51	3	4			11	1			8	36		17		61	
48. Larceny of motor lorries .. .. .	13	6	2							1	6	1									3		5		8	
49. Larceny of other mechanically propelled vehicles	20	6	5		1				1	1	4	1	1			2					3		2	1	6	
50. Larceny of Pedal Cycles .. .. .	2,028	151	22		1						94	9	24		16	30	40	19	20	1	38	1	38	2	119	
51. Larceny from Unattended Vehicles .. .. .	6,696	1,674	292		63	6			70	1,359	99	266	7	25	271	72	56	4	191	7	348	10	318	17	951	
52. Larceny from Shops and Stalls .. .. .	2,798	1,900	139		16	1			7	1,013	135	625	3	64	175	354	67	22	118	77	165	159	362	481	1,451	
53. Other Larcenies (exceeding £50 in value) ..	1,568	438	89	3	19	2		1	25	389	25	53	2	6	102	22	8	1	24	4	104	11	220	12	384	
54. Other Larcenies (not exceeding £50 in value) ..	6,350	2,484	441	1	33	2		1	12	1,667	158	572	11	102	368	321	138	7	346	28	518	56	714	60	1,867	
55. Embezzlement .. .. .	61	59	27		8				5	23	1	13		4	32	1			3	6		28	1	38		
56. Obtained Goods, &c., by False Pretences ..	653	552	264		63	1		2	1	35	334	29	102	4	24	221	5		2	8	13	3	204	26	256	
57. Frauds by Agents, Trustees, Directors, &c ..	14	12	49		44				3	6		1			7						1		5	1	7	
58. Other Frauds .. .. .	60	46	19		3	1			7	29	2	7	1		17	2					2	2	27	2	33	
59. Receiving Stolen Goods .. .. .	573	555	83	1	24	1	3		37	326	82	65	5	7	87	18	8	3	28		46	2	233	26	346	
TOTAL (GROUP III.)	23,967	8,852	1,576	7	335	18	3	6	3	237	5,651	597	1,833	35	274	1,429	672	330	52	844	136	1,402	272	2,374	647	6,082

GROUP IV.—OTHER OFFENCES NOT INCLUDED IN THE ABOVE GROUPS																										
60. Forgery and Uttering .. .. .	738	645	139	23					18	408	12	99	1	15	120	14		5	32	7	257	48	349			
61. Offences under Coinage Acts .. .. .																										
62. Treason Act, 1939—Offences against .. .. .																										
63. Breaches of Offences against the State Act, 1939	78	78		61	9		2		6										15		27	1	43			
64. Riot or Unlawful Assembly .. .. .	4	4	1						1	2		1			1			1	22	7	12		42			
65. Bribery, etc. .. .. .			1												1											
66. Perjury .. .. .	3	3		1						2											3		3			
67. Indecent Exposure (Public Indecency) .. .. .	12	3	3							3				1	2	7		1			2		3			
68. Keeping a Disorderly House .. .. .																2										
69. Attempting to Commit Suicide .. .. .	2																									
70. Other Indictable Offences .. .. .	163	142	23	1	21	3			11	76	12	16	1	2	22	5	5	15	2	33	1	77	6	137		
TOTAL (GROUP IV) .. .. .	1,000	875	167	1	106	12	2		36	579	24	116	2	18	146	28	5	20	2	102	15	378	55	577		
FULL TOTAL .. .. .	38,022	16,784	3,124	32	948	139	4	34	18	695	10,756	1,066	2,711	73	444	2,988	1,310	703	67	1,795	179	2,938	333	4,932	771	11,718

#### VALUE OF PROPERTY STOLEN AND RECOVERED

Table showing (1) for Offences against Property with violence, numbered 25 to 28 inclusive.  
 (2) for Offences against Property without violence, numbered 41 to 54 inclusive.  
 The number of offences in which the value of the property stolen was (a) less than £1; (b) £1 to £2; (c) £2 to £5;  
 (d) £5 to £10; (e) £10 to £50; (f) £50 to £100; and (g) over £100, and the total value of property (a) stolen and (b)  
 recovered, also the number of offences in which no property was stolen.

	Less than £1	£1 to £2	£2 to £5	£5 to £10	£10 to £50	£50 to £100	Over £100	Total Number of Cases	Total Value of Property stolen	Total Value of Property recovered	Number of Cases in which no Property was stolen
Offences against property with Violence ..	422	389	808	1012	3320	1328	1917	9196	£1,016,727	£137,002	434
Offences against property without Violence ..	1333	1129	2432	3540	9837	2110	1726	22,107	£982,145	£170,871	99



## APPENDIX - B

## (1) Indictable Offences, recorded figures, 1964 - 1973.

	Offences Detected	Offences Detected	
1964	17,700	11,274	(64%)
1965	16,736	11,751	(70%)
1966	19,029	12,510	(66%)
1967	20,558	13,213	(64%)
1968	23,104	14,227	(61%)
1969	25,972	15,879	(61%)
1970	30,756	15,242	(50%)
1971	37,781	17,518	(46%)
1972	39,237	17,047	(43.4%)
1973	38,022	18,094	(47.6%)

## (2) Offences Against the Person, recorded figures, 1969 - 1973.

	Offences Against The Person	Offences Detected	
1969	1,170	1,091	(93%)
1970	1,142	1,033	(90%)
1971	1,256	1,128	(90%)
1972	1,321	1,193	(89.7%)
1973	1,655	1,490	(90%)

## (3) Offences Against Property WITH Violence, recorded figures 1969 - 1973.

	Offences Against Property WITH Violence	Offences Detected	
1969	7,563	5,065	(67%)
1970	9,577	5,268	(55%)
1971	10,654	5,444	(51%)
1972	11,600	5,596	(48.2%)
1973	11,800	5,977	(50.7%)



(4) **Offences Against Property WITHOUT Violence, recorded figures 1969 - 1973.**

	<b>Offences Against Property WITHOUT Violence</b>	<b>Offences Detected</b>	
1969	16,764	9,301	(55%)
1970	19,557	8,511	(44%)
1971	24,929	10,103	(40%)
1972	25,568	9,612	(37.5%)
1973	23,567	9,724	(41.3%)

(5) **Other Indictable Offences, recorded figures 1969 - 1973.**

	<b>Other Indictable Offences</b>	<b>Offences Detected</b>	
1969	475	422	(88.8%)
1970	480	430	(89.6%)
1971	942	843	(89.5%)
1972	748	646	(86.4%)
1973	1,000	903	(90.3%)

Indictable Offences recorded and detected by Garda Divisions and 4 principal cities. Year ended 30th. September, 1973.

Division	(Group 1) Offences against the person		(Group 11) Offences against property with violence		(Group 111) Offences against property without violence		(Group IV) Other indictable offences		Total Indictable offences	Number of Detections
	Recorded	Detected	Recorded	Detected	Recorded	Detected	Recorded	Detected		
Carlow/Kildare	44	42	317	146	449	305	11	11	821	504 (61.4%)
Cavan/Monaghan	73	68	105	70	233	153	34	32	445	323 (72.6%)
Cork E.R.	203	196	1,000	482	1,782	1,038	63	59	3,048	1,775 (58.2%)
Cork W.R.	26	25	123	59	289	212	17	14	455	310 (68.1%)
Donegal	41	35	184	65	285	142	53	52	563	294 (52.2%)
D.M.A.	605	500	6,348	3,413	14,504	4,483	500	465	21,957	8,861 (40.4%)
Galway W.R.	47	43	332	156	686	374	12	4	1,077	577 (53.6%)
Kerry	38	36	253	115	467	214	28	27	786	392 (49.9%)
Leix/Offaly	38	37	162	64	238	122	21	19	459	242 (52.7%)
Limerick	101	100	640	327	972	627	53	50	1,766	1,104 (62.5%)
Longford/Westmeath	71	64	232	72	538	241	34	23	875	400 (45.7%)
Louth/Meath	108	95	690	289	893	445	55	43	1,746	872 (49.9%)
Mayo	46	46	90	60	191	136	10	8	337	248 (73.6%)
Roscommon/Galway	32	32	99	61	300	203	12	11	443	307 (69.3%)
Sligo/Leitrim	37	36	159	98	215	150	12	12	423	296 (70%)
Tipperary	38	35	255	157	252	160	26	20	571	372 (65.1%)
Waterford/Kilkenny	54	48	376	167	508	276	27	25	965	516 (53.5%)
Wexford	53	52	435	176	765	443	32	30	1,285	701 (54.6%)
<b>Total for the State</b>	<b>1,655</b>	<b>1,490</b>	<b>11,800</b>	<b>5,977</b>	<b>23,567</b>	<b>9,724</b>	<b>1,000</b>	<b>903</b>	<b>38,022</b>	<b>18,094 (47.6%)</b>
<b>Total less figures for Dublin</b>	<b>1,050</b>	<b>990</b>	<b>5,452</b>	<b>2,564</b>	<b>9,063</b>	<b>5,241</b>	<b>500</b>	<b>438</b>	<b>16,065</b>	<b>9,233 (57.5%)</b>
<b>Cities</b>										
Cork	118	113	709	356	1,404	806	48	44	2,279	1,319 (57.9%)
Limerick	78	77	462	256	700	495	43	41	1,283	869 (67.7%)
Galway	24	22	201	84	502	274	10	3	737	383 (52.0%)
Waterford	15	14	177	78	243	139	16	15	451	246 (54.5%)

## APPENDIX - D

Index to Recorded Cases, 1973: Murder, Manslaughter, Robbery and related offences.

**MURDER, 21 CASES**

**Dublin**

1. 1.12.1972, two men killed in a car bomb explosion in Sackville Place, Dublin. A telephone warning to a Belfast newspaper was relayed by the Royal Ulster Constabulary. Gardai were clearing the area when the explosion occurred. **No person charged.**
2. 1.12.1972, as above, second victim.
3. 20.1.1973, a man killed in a car bomb explosion in Sackville Place, Dublin. A telephone warning to the Post Office Exchange giving a general location came too late for the area to be cleared. **No person charged.**
4. 28.3.1973, a man, shot in the head in a street brawl. **A man charged and awaiting trial.**
5. 8.4.1973, a widow, 80 years; attacked in her house, died from head injuries. **Perpetrator detected - no proceedings shown.**
6. 22.4.1973, a man, stabbed. **A woman charged and awaiting trial.**
7. 28.4.1973, a man, kicked in the head in a bar-room brawl. **A man charged and awaiting trial.**
8. 14.5.1973, a man attacked in his flat and strangled. **A man charged and awaiting trial.**
9. 14.6.1973, a boy, 8 years, found tied to the rafters in an attic, died from head injuries. **A schoolboy, 16 years, charged and sentenced to life imprisonment.**
10. 2.8.1973, a man, run-down by a motor car in a street brawl. **A man charged and awaiting trial.**
11. 3.8.1973, a man shot in an armed wages robbery. **Four men charged, three sentenced to life imprisonment; the fourth man, found not guilty.**

**County Cavan**

12. 28.12.1972, a man and a schoolgirl killed in a car bomb explosion in Belturbet. **No person charged.**
13. 29.12.1972, as above, second victim.
14. 26.6.1973, a man, from head injuries inflicted in a street brawl. **A man charged and awaiting trial.**

**County Clare**

15. 26.2.1973, a man, 75 years; attacked in his house, died from head injuries. **A man charged, found insane, unfit to plead.**

**County Donegal**

16. 1.1.1973, a man and his fiancée, stabbed and shot. **A man, 18 years, charged, found not guilty.**
17. 1.1.1973, as above second victim.

**County Limerick**

18. 21.12.1972, a man, beaten and stabbed in his house. **A man charged, sentenced to life imprisonment.**

**County Monaghan**

19. 4.5.1973, a woman, 60 years, shot. **A man, 52 years, charged and awaiting trial.**

**County Wicklow**

20. 13.12.1972, schoolgirl, 15 years, stabbed. **A man charged, found insane, unfit to plead.**
21. 16.3.1973, a boy, 9 years, stabbed. **A youth, 16 years, charged and awaiting trial.**

**INFANTICIDE, TWO CASES****Dublin**

1. 4.4.1973, the dead body of a female infant found in a car park; stabbed. **No person charged.**

**County Limerick**

2. 1.8.1973, the dead body of a female infant found in a river; drowned. **A woman, 39 years, charged, fined £25.**

**ATTEMPTS TO MURDER, 10 CASES****Dublin**

1. 3.11.1972, garda run down by a motorcar. **A youth, 16 years, charged, found not guilty.**
2. 28.12.1972, a man, shot. **A man charged and awaiting trial.**
3. 15.3.1973, an attempt to drown a man. **A man charged, awaiting trial.**
4. 27.5.1973, attempt to strangle an inmate of a mental hospital. **Culprit, a fellow inmate, no proceedings shown.**



## County Cork

5. 24.12.1972, garda on duty, shot. **A man charged and awaiting trial.**

## County Donegal

6. 11.3.1973, a man, shot outside a public-house by men who lay in wait for him. **Perpetrator detected, no proceedings shown.**

## County Louth

7. 25.2.1973, a man, taken from a restaurant by an armed and masked man and shot. **No person charged.**

## County Mayo

8. 2.9.1973, a party of men ambushed and two shot. **Four men charged and awaiting trial.**

## County Meath

9. 23.8.1973, shots fired into a house and an occupier injured. **No person charged.**

## County Monaghan

10. 3.1.1973, a man, shot in the hand in a struggle with an armed and masked man. **No person charged.**

## THREATS TO MURDER - 5 CASES

## County Donegal

1. 8.12.1972, a man was threatened by two armed and masked men. **No person charged.**
2. 13.1.1973, three men received letters, each containing a live bullet and a threat on their lives. **No person charged.**
3. 13.1.1973, as above, second man.
4. 13.1.1973, as above, third man.

## County Galway

5. 10.4.1973 - 16.5.1973, two letters received from a man who alleged that he had been unjustly dismissed from his employment. Three men were named in the letter and their lives were threatened. **A man charged, suspended sentence of six months' imprisonment.**

**MANSLAUGHTER (other than traffic fatalities) - 6 cases****Dublin**

1. 2.3.1973, a man stabbed in the street. **A man charged, sentenced to three years' imprisonment**
2. 18.3.1973, a man stabbed. **A man was charged, sentenced to five years' imprisonment.**
3. 14.4.1973, a man struck in the neck with a broken bottle in a street brawl. **A man charged, sentenced to five years' imprisonment.**

**County Donegal**

4. 22.10.1972, a man, run down by a motor car in a street row. **A man charged, sentenced to two years' imprisonment.**

**County Longford**

5. 9.12.1972, a man died from head injuries inflicted in a public house brawl. **Two men charged with manslaughter and await trial.**

**County Wexford**

6. 11.11.1972, a man, 67 years, died from a heart attack after a blow of a fist in a domestic row. **A man charged, acquitted in court.**

**ROBBERY****ARMED ROBBERIES (123 cases)****Dublin Metropolitan Area**

1. 12.10.1972, armed raiders held captive the family of a bank manager, drove the manager at gunpoint to his bank and took £67,000. **Four men charged.** Informations against one accused were refused, a second accused acquitted; the third and fourth accused convicted and sentenced to 15 and 20 years imprisonment.
2. 13.10.1972, armed men robbed £11 in a shop. **No person charged.**
3. 17.10.1972; two armed men robbed £200 in an office. **A man charged, informations in the case refused in court.**
4. 22.10.1972, two armed men robbed £110 from a petrol pump attendant. **Two men charged, sentenced to four years' penal servitude.**
5. 25.10.1972, three armed men held up the staff in a betting office, fled when resistance was shown. **Three men charged, two each sentenced to four years' imprisonment, the third man to 18 months' imprisonment.**

6. 2.11.1972, armed men robbed £1,162 in premises of a grocery wholesaler. **No person charged.**
7. 4.11.1972, an armed man robbed six leather wallets and £8,000 from shop staff about to deposit the day's takings in a nightsafe. **No person charged.**
8. 4.11.1972, an armed man robbed £19 in a betting office. **A man charged, sentenced to twelve months' imprisonment.**
9. 7.11.1972, £30 taken at gunpoint from staff of a bookshop. **No person charged.**
10. 11.11.1972, £176 taken at gunpoint from staff of a betting office. **A man charged, sentenced to twelve months' imprisonment.**
11. 25.11.1972, armed men took £9,650, from staff of a bakery. **No person charged.**
12. 27.11.1972, armed men robbed £1,790 from the manager of a public house. **No person charged.**
13. 1.12.1972, two men took £35 at gunpoint from staff of a hairdressing salon. **A man charged and sentenced to 12 months' imprisonment.**
14. 14.12.1972, occupant of a house tied up at gunpoint and three guns and assorted ammunition taken. **No person charged.**
15. 21.12.1972, armed men held up a shop manager, no property stolen. **No person charged.**
16. 22.12.1972, two men took £100 from staff of a fancy goods shop. **A man charged, sentenced to twelve months' imprisonment.**
17. 29.12.1972, an armed man held up staff of a grocer's shop, gardai alerted, culprit arrested in the shop. **A man awaiting trial.**
18. 30.12.1972, £70 taken at gunpoint from staff of a butcher's shop. **No person charged.**
19. 5.1.1973, two men took £30 at gunpoint from staff of a betting office. **Two men charged, sentenced to twelve months' imprisonment.**
20. 12.1.1973, three men took £7,194 wages at gunpoint from hotel staff. **Man charged, awaiting trial.**
21. 16.1.1973, £585 wages taken at gunpoint from staff at a building site. **No person charged.**
22. 22.1.1973, two men took £505 at gunpoint from staff of a warehouse. **A man charged, sentenced to twelve months' imprisonment.**
23. 2.2.1973, four men took £2,548 at gunpoint from staff of a jeweller's shop. **Three men charged, awaiting trial.**



24. 2.2.1973, £1,511 taken at gunpoint from the wages clerk of an engineering firm. **No person charged.**
25. 5.2.1973, three men took £97 at gunpoint from staff of a betting office. **A man charged, sentenced to nine months' imprisonment.**
26. 14.2.1973, a shotgun and assorted ammunition taken at gunpoint from occupants of a private home. **No person charged.**
27. 16.2.1973, two guns taken at gunpoint from occupants of a private dwellinghouse. **No person charged.**
28. 16.2.1973, two guns taken at gunpoint from occupants of a private house. **No person charged.**
29. 23.2.1973, £5,802 taken at gunpoint from wages staff of the Central Statistics Office. **No person charged.**
30. 26.2.1973, £25 taken at gunpoint from staff of a confectionery shop. **No person charged.**
31. 10.3.1973, £83 taken at gunpoint from staff of a newsagent's shop. **No person charged.**
32. 12.3.1973, two men took £761 at gunpoint from staff of a Post Office. **A man charged, sentenced to twelve months' imprisonment.**
33. 15.3.1973, a man took £300 at gunpoint from staff of a betting office. **A man charged, sentenced to three years' penal servitude.**
34. 15.3.1973, £11 taken at gunpoint from a petrol pump attendant. **No person charged.**
35. 16.3.1973, £295 taken at gunpoint from staff of a public house. **No person charged.**
36. 16.3.1973, £2,828 taken at gunpoint from staff of a wholesale bottler. **No person charged.**
37. 17.3.1973, staff of a public house held up at gunpoint, fled when resistance was shown. **No person charged.**
38. 19.3.1973, £133 taken at gunpoint from staff of a public house. **No person charged.**
39. 8.4.1973, property and cash to the value of £116 taken at gunpoint from a petrol pump attendant. **No person charged.**
40. 12.4.1973, £2,489 taken at gunpoint from staff of a bank. **No person charged.**
41. 12.4.1973, £150 taken at gunpoint from staff of a spirit grocer's premises. **No person charged.**



42. 13.4.1973, £50 taken at gunpoint from a petrol pump attendant. **No person charged.**
43. 13.4.1973, £1,815 taken at gunpoint from staff of a meat factory. **No person charged.**
44. 19.4.1973, £380 taken at gunpoint from staff of a plastics factory. **No person charged.**
45. 27.4.1973, three men took £2,000 at gunpoint from wages staff of the E.S.B. **A man charged with the crime was acquitted.**
46. 2.5.1973, two men took £25 at gunpoint from staff of a fruit shop. **Charge against a man marked proved and order made without conviction.**
47. 4.5.1973, three men took £1,594 at gunpoint from staff of a display contractors. **A man charged, awaiting trial.**
48. 13.5.1973, occupants of a gun collector's residence held up at gunpoint by men who fled when resistance was shown. **No person charged.**
49. 13.5.1973, gun taken at gunpoint from occupants of a private house. **No person charged.**
50. 16.5.1973, a man took £20,000 at gunpoint from staff of a bank. **A man charged, sentenced to two years' imprisonment.**
51. 18.5.1973, £97 taken at gunpoint from staff of a betting office. **No person charged.**
52. 24.5.1973, £1,774 taken at gunpoint from wages staff of a building contractor. **No person charged.**
53. 25.5.1973, £1,841 taken at gunpoint from wages staff of a laundry. **No person charged.**
54. 5.6.1973, £201 taken at gunpoint from staff of a post office. **A man charged, acquitted.**
55. 5.6.1973, £232 taken at gunpoint from staff of a post office. **No person charged.**
56. 10.6.1973, a man took £55 at gunpoint from staff of a restaurant. **A man charged, sentenced to six months' imprisonment.**
57. 10.6.1973, four men took £2,020 at gunpoint from staff of a public house. **Four men charged, await trial.**
58. 15.6.1973, three men took £2,300 at gunpoint from staff of a building contractor's firm. **A man charged.**
59. 23.6.1973, two men took £2,096 at gunpoint from staff of a drapery shop. **Two men charged, await trial.**

60. 28.6.1973, four men took £40 at gunpoint from occupants of a private house. **A man charged: informations refused in court.**
61. 24.7.1973, two men took £33 at gunpoint from a petrol pump attendant. **Two men charged, sentenced to twelve months' imprisonment.**
62. 26.7.1973, £140 taken at gunpoint from staff of a betting office. **No person charged.**
63. 17.8.1973, cameras, value £200, taken at gunpoint from staff of a hardware shop. **No person charged.**
64. 19.8.1973, £1,100 taken at gunpoint from staff of a supermarket. **No person charged.**
65. 24.8.1973, £40 taken at gunpoint from a petrol pump attendant. **No person charged.**
66. 12.9.1973, three men took £31 at gunpoint from occupants of a private house. **Three men charged, await trial.**
67. 13.9.1973, two post office mail bags containing £18,626 in cash and valuables, taken at gunpoint from railway staff. **A man charged with conspiracy, awaits trial; otherwise no one made amenable.**
68. 27.9.1973, £330 taken at gunpoint from staff of a distillery. **No person charged.**
- County Donegal.**
69. 5.10.1972, £100 taken at gunpoint from a bread salesman. **No person charged.**
70. 1.11.1972, £17 taken at gunpoint from staff of a public house. **No person charged.**
71. 19.11.1972, £48 taken at gunpoint from a motorist. **No person charged.**
72. 19.11.1972, £120 taken at gunpoint from staff of a public house. **No person charged.**
73. 19.12.1972, a man took £15 at gunpoint from staff of a grocer's shop. **A man charged, fined £5.**
74. 13.1.1973, two men took £65 at gunpoint from staff of a grocer's shop. **Perpetrator detected, no proceedings shown.**
75. 13.1.1973, two men took £73 at gunpoint from staff of a public house. **Perpetrator detected, no proceedings shown.**
76. 21.1.1973, £1.50 taken at gunpoint from a 48 years old housewife. **No person charged.**
77. 21.1.1973, two men took £50 at gunpoint from two occupants of a private house. **Perpetrator detected, no proceedings shown.**

78. 4.3.1973, £75 taken at gunpoint from staff of a grocer's shop. **No person charged.**
79. 25.3.1973, £231 taken at gunpoint from staff of a hotel. **No person charged.**
80. 4.4.1973, £50 taken at gunpoint from a bread salesman. **No person charged.**
81. 22.5.1973, two masked men took £43 at gunpoint from a petrol pump attendant. **A man charged, awaits trial.**
82. 28.7.1973, two masked men took £48 at gunpoint from a petrol pump attendant. **Two men charged, await trial.**

#### County Cork

83. 22.10.1972, £253 taken at gunpoint from a debt collector. **No person charged.**
84. 10.11.1972, £20 taken at gunpoint from a safe in a private house. **No person charged.**
85. 18.11.1972, £40 taken at gunpoint from a petrol pump attendant. **No person charged.**
86. 31.1.1973, three men took £44 at gunpoint from a petrol pump attendant. **Three men charged, two sentenced to twelve months' one to nine months' imprisonment.**
87. 3.2.1973, three men took £47 at gunpoint from a petrol pump attendant. **Three men charged, two sentenced to twelve months' one to nine months' imprisonment.**
88. 17.3.1973, £155 taken at gunpoint from staff of a public house. **No person charged.**
89. 6.7.1973, two men took £503 at gunpoint from staff of a paint shop. **A man charged, awaits trial.**

#### County Galway

90. 1.2.1973, three masked men took £1,881 at gunpoint from staff of an Employment Exchange. **A man charged, awaits trial.**

#### County Kerry

91. 21.1.1973, an armed man held up the driver of a van. The driver escaped and the culprit drove off in the van. **A man charged, sentenced to three months' imprisonment.**
92. 7.2.1973, £100 taken at gunpoint from occupants of a private house. **No person charged.**
93. 5.6.1973, £5,210 taken at gunpoint from the driver of a post office mail van. **One man charged with receiving, sentenced to three years' imprisonment.**

#### County Kilkenny

94. 15.6.1973, £2,889 taken at gunpoint from staff of an engineering firm. **No person charged.**

95. 23.6.1973, three masked men took £238 at gunpoint from staff of a betting office. **Three men charged, await trial.**

#### County Limerick

96. 6.10.1972, £2,500 taken at gunpoint from staff of Limerick General Post Office. **No person charged.**
97. 5.12.1972, two men held up a post office mail van, escaped as an escorting garda car appeared. **No person charged.**
98. 10.2.1973, £40 taken at gunpoint from staff of a grocer's shop. **No person charged.**
99. 6.4.1973, four masked men took £104 at gunpoint from a petrol pump attendant. **Four men charged one sentenced to four years' imprisonment, one to three years, one to two years and one six months' imprisonment.**
100. 6.4.1973, four masked men took £45 at gunpoint from a petrol pump attendant. **Four men, as (99) above.**
101. 23.5.1973, two men took £60 at gunpoint from staff of a public house. **Two men charged, sentenced to two years and twelve months' imprisonment.**

#### County Longford

102. 18.5.1973, a masked man called to a presbytery, took £15 at gunpoint from the priest. **A man charged, suspended sentence of three months' imprisonment.**
103. 20.6.1973, £370 taken at gunpoint from staff of a public house. **No person charged.**

#### County Louth

104. 19.10.1972, six masked men took £7,579 at gunpoint from staff of a cement works. **Four men charged, await trial.**
105. 20.11.1972, £539 taken at gunpoint from office staff of a cattle mart. **No person charged.**
106. 24.11.1972, masked men took eight shotguns, seventeen rifles and three air rifles at gunpoint from a firearms dealer. **No person charged.**
107. 13.12.1972, £44 taken at gunpoint from staff of a post office. **No person charged.**
108. 19.12.1972, a man hijacked a lorry carrying whiskey, value £25,000 at gunpoint. **Nine men charged with receiving, await trial.**
109. 22.12.1972, £100 taken at gunpoint from a rent collector. **No person charged.**



110. 27.12.1972, £3,000 taken at gunpoint from staff of a hotel. **No person charged.**
111. 20.2.1973, seven men and a woman held up staff and train passengers at Dundalk railway station, and took mailbags containing £6,644. **Three men charged, sentenced to five years' imprisonment.**
112. 9.3.1973, £12 taken at gunpoint from a petrol pump attendant. **No person charged.**
113. 10.3.1973, a rifle, value £35 taken at gunpoint from staff of a firearms dealer's shop. **No person charged.**
114. 12.3.1973, guns and ammunition, value £363 taken at gunpoint from a gun collector. **No person charged.**
115. 14.4.1973, £742 cash taken at gunpoint from staff of a restaurant. **No person charged.**
116. 18.5.1973, three men took £2,531 at gunpoint from staff of a jeweller's shop. **Perpetrators detected, no proceedings shown.**

#### County Meath

117. 6.7.1973, three men took £34,358 at gunpoint from staff of a post office. **A man charged, awaits trial.**

#### County Monaghan

118. 8.10.1972, three men took £1,182 at gunpoint from staff of a hotel. **A man charged, awaits trial.**
119. 27.12.1972, £1,290 taken at gunpoint from the cashier of a dance hall. **No person charged.**

#### County Offaly

120. 20.11.1972, £4 taken at gunpoint from a petrol pump attendant. **No person charged.**

#### County Waterford

121. 16.6.1973, two men took £112 at gunpoint from staff of a betting office. **Two men charged, await trial.**

#### County Wexford

122. 1.10.1972, three men took £40 at gunpoint from a petrol pump attendant. **Three men charged, one sentenced to two years' penal servitude and each of the others to six months' imprisonment.**
123. 28.3.1973, two armed men took £30 from staff of a petrol filling station. **A man charged, sentenced to 18 months' imprisonment.**

## NON-INDICTABLE OFFENCES - PERSONS DEALT WITH SUMMARILY - PROCEEDINGS AND RESULTS IN YEAR 1973

OFFENCES (1)	No. of persons proceeded against (2)	Charge withdrawn or dismissed (3)	Number Convicted (4)	Charge proved and Order made without Conviction (5)	Adjourned sine die or otherwise disposed of (6)
1. (a) Assaults .. .. .	4,574	828	3,073	388	285
(b) .. Gardaí on duty .. .. .	551	65	423	29	34
2. Cruelty to Animals .. .. .	52	8	41	1	2
3. Dogs, Offences in relation to Licensing of (Finance Act, 1925) .. .. .	1,790	219	1,414	134	23
4. School Attendance Act, 1926, Offences against .. .. .	1,132	112	849	154	17
5. Traffic Acts, Offences against:—					
(a) Lighting Regulations—Pedal Cycles (i) No front lamp .. .. .	971	81	787	89	14
.. .. . (ii) No rear lamp .. .. .	649	32	559	46	12
.. .. . (iii) No reflector .. .. .	311	25	252	30	4
(b) .. .. —M.P.V. .. .. .	14,060	918	11,709	1,234	199
(c) .. .. —Animal-drawn vehicles .. .. .	53	4	38	10	1
(d) Licences—Driving .. .. .	16,489	2,531	11,716	1,817	425
(e) Obstruction .. .. .	3,294	392	2,612	241	49
(f) Dangerous Parking .. .. .	373	61	279	17	16
(g) Road Traffic General Bye-Laws, 1964 .. .. .	3,863	494	2,982	328	59
(h) Local Bye-Laws .. .. .	66,366	13,438	44,501	7,614	813
(i) Dangerous and Careless Driving .. .. .	7,707	1,164	5,932	301	310
(j) Compulsory Insurance .. .. .	18,000	3,983	11,470	1,832	715
(k) Drink and Driving:					
(i) Driving or attempting to drive M.P.V. while drunk .. .. .	1,609	391	1,061		157
(ii) Being in charge of M.P.V. while drunk .. .. .	145	31	105	2	7
(iii) Driving or attempting to drive M.P.V., blood/alcohol concentration above prescribed limit .. .. .	1,475	578	777		120
(iv) Being in charge of M.P.V. blood/alcohol concentration above prescribed limit .. .. .	91	28	61		2
(v) Refusing to provide preliminary specimen of breath .. .. .	147	29	106	1	11
(vi) Refusing to provide or permit taking of blood/urine specimen, at Garda stations .. .. .	162	26	129		7
(l) Driving or attempting to drive or being in charge of animal-drawn vehicle while drunk .. .. .	10		9		1
(m) Driving or attempting to drive pedal cycle while drunk .. .. .	65	8	49	7	1
(n) Exceeding speed limit (i) Built-up area .. .. .	12,820	535	11,061	962	242
.. .. . (ii) Special .. .. .	1,550	57	1,306	158	29
.. .. . (iii) Ordinary .. .. .	639	28	586	14	11
.. .. . (iv) General .. .. .	2,240	83	2,026	91	60
(o) Driving dangerously, defective M.P.V. .. .. .	130	12	103	8	7
(p) Other offences .. .. .	6,281	858	4,482	738	203
(q) Unauthorized taking of M.P.V.s .. .. .	1,685	208	1,327	93	57

